

PAJERO SPORT


MITSUBISHI
MOTORS
Drive your Ambition



Elevate your Journey





GLS with optional equipment / Sterling Silver Metallic (U25)

MORE LUXURY



DESIGNED FOR RESPECT

Dynamic, prestigious and luxurious. The bold, refined, high quality design, emphasized by a stable body, sharp headlights, solid grill, pronounced alloy wheels and distinctive tail lamps, delivers an impressive look from every angle. You'll capture the respect and envy from all onlookers wherever you drive it.





GLS (8A/T) with optional equipment / Leather (Black)

ELEGANTLY ADVANCED

Essential for every driver is an optimal cockpit. Mitsubishi answers with a luxuriously advanced design that focuses on driving comfort, roominess and intelligent and intuitive operation. From the large LCD meter and Smartphone-link Display Audio, refined center console and soft padded trim to enhanced knee- and elbow-room and much more, every detail is honed to make driving pure pleasure.



GLS (BA/T) with optional equipment / Leather (Black)

SHARE THE JOURNEY IN LUXURY

Treat your guests with the luxury they deserve. From elegant leather seats with dual layered cushioning and relaxing spaciousness, to small details such as flat accent grips, double-stitched PVC door grips, two-tone black power window switch panels and large single-stitched soft ornaments and decorations, the cabin will awe everybody on board.

CONNECTIVITY



8 inch color LCD meter

A first for a Mitsubishi vehicle, the large 8 inch color LCD meter is easy to read and enhances the prestigious and advanced look and feel of the cockpit. Display types can be selected according to preference or need for checking various information at a glance.



Three types of designs and information can be displayed on the meter screen.

Smartphone-link Display Audio (SDA)

Go where you want, when you want. Discover new places and new entertainment. The enhanced Smartphone-link Display Audio (SDA) with advanced connectivity helps you find such moments. The large 8 inch touch screen lets you easily operate music playback via USB or Bluetooth, and calls with voice actions; and watch your favorite movies via HDMI for a more enjoyable and safer drive.

Smartphone-link Display Audio (SDA) can be linked to the pop-up screen of 8 inch LCD meter.





Smartphone-link Display Audio (SDA)

This updated infotainment feature is easier to see with its 8 inch display screen. Stay entertained by playing videos stored in any USB stick conveniently on your screen. The available TomTom navigation system* shows real-time traffic information** so you can enjoy an overall more user-friendly driving experience.

*Navigation system is not available for some countries.

**TomTom is a registered trademark of TomTom International BV.

** Internet connection with a smartphone is required for real-time traffic information. Roaming service charge will vary according to the telecom carrier.

8 inch wide screen

AM/FM

Music/Hands-free phone via Bluetooth*

USB/HDMI ports

Navigation

Multi Around Monitor



Bluetooth® hands-free kit

Keep in touch while keeping safely in control with the hands-free kit. Link your Bluetooth®-compatible mobile phone, and the voice-activated dialer lets you make calls while holding the wheel.

Note: The Bluetooth® word mark and logos are registered trademarks owned by the Bluetooth SIG, Inc. and any use of such marks by MITSUBISHI MOTORS CORPORATION is under license.



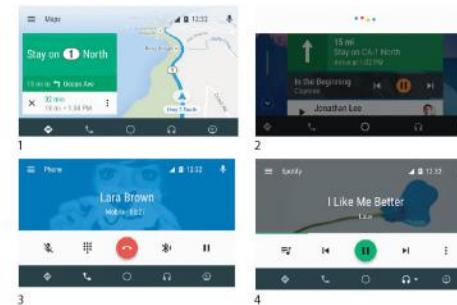
USB / HDMI port

The port is conveniently located near the instrument panel, allowing easy access from both front seats.



Navigation

Multifunction memory navigation with high resolution, high definition WVGA display includes a user-friendly interface and voice command functions. It also displays the traffic information and current speed limit for easier recognition and safer driving.



Android Auto™

androidauto

Use Google Maps via your 8 inch center display. Voice activation capabilities allow hands-free use. Conveniently use your favorite apps in your car.

- 1 Maps
- 2 Google Assistant
- 3 Phone
- 4 Apps

For more information: www.android.com/auto/

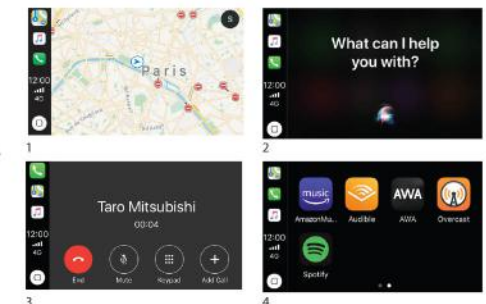


Apple CarPlay™

You can use a number of audio, messaging, voice calling, and 3rd party navigation apps from your iPhone with CarPlay.

- 1 Maps
- 2 Siri
- 3 Phone
- 4 Some supported 3rd party apps

For more information: www.apple.com/ios/carplay/



Note:

- Google, Android, Android Auto and other related marks are trademarks of Google LLC.
- iPhone, Siri and Apple CarPlay are trademarks of Apple Inc., registered in the U.S. and other countries.
- Android Auto requires the Android Auto app on Google Play and an Android compatible smartphone running Android™ 5.0 Lollipop or higher.
- Apple CarPlay requires an iPhone with iOS 8 or higher.
- Despite the expansion of supporting countries, Android Auto and Apple CarPlay are NOT available in some markets. Please check the website for the latest information on availability.
- Android Auto: <https://www.android.com/auto/#country-list>
- Apple CarPlay: <http://www.apple.com/ios/feature-availability/#applecarplay-applecarplay>
- Android Auto and Apple CarPlay may not work under weak or no network condition even in supported areas.

- Customer is responsible for all communication fees. Also customer may be charged extra fees based on their contracted price plan by the telecom carriers.
- Customer may be requested to subscribe for roaming services by the telecom carriers when using in other countries.
- Not all smartphone Apps are compatible with Android Auto or Apple CarPlay. For safety reasons, only compatible apps are available in this Smartphone-Link Display Audio.
- Some features or apps may not be available for all countries or all areas.
- The images used may not reflect the latest updates.
- Please check this website to confirm smartphones compatibility with Smartphone-Link Display Audio. <http://www.jpinfo-sda.mitsubishi-motors.com/cs/tb/index.php>
- It does not have navigation function in the SDA itself.



GLS with optional equipment / White Diamond (W85)

MORE ADVANCED

ADVANCED FEATURES

MITSUBISHI Remote Control

Mitsubishi Motors' original smartphone app offers numerous convenient functions from short to medium range distances.

Vehicle reminder

When leaving the vehicle, the smartphone notifies of any forgotten operations, such as locking the doors and switching off headlights. You can also check the following vehicle conditions:



- Headlights On/Off
- Position lamps On/Off
- Hazard lamps blinking
- Doors Lock/Unlock
- Tailgate Lock/Unlock
- Power windows Open/Close
- Engine switch On/Off
- Power tailgate main switch On/Off

Operation assist

Troubleshooting solutions are provided when the buzzer sounds or when the vehicle doesn't respond to the remote control operation.



Tailgate operation

The power tailgate can be preset with the smartphone to automatically unlock and open when approaching, and lock and close when leaving the vehicle.



Vehicle Information

Displays information on your driving status such as average fuel consumption and green driving score.



Car finder

Allows you to locate your vehicle, such as in a large parking lot, by turning on the headlights with the smartphone.



Power tailgate

Newly equipped power tailgate offers a host of convenient functions with the Keyless Operation System.

There are several ways to operate:

1. Hands-free access

The tailgate can open and close automatically hands-free just by placing your foot under the rear bumper.

2. Close and lock function*

The tailgate can be closed and locked automatically with the lock switch.

3. Height memory*

Power tailgate can be set open height position by the long pushing switch at the height that you want.



*This function can be also set by MITSUBISHI Remote Control as well.

Learn more ▶

https://www.mitsubishi-motors.com/en/products/pajero_sport/app/remote/





TECHNOLOGY FOR PEACE OF MIND

Sophisticated new safety features intelligently support safer driving whether you are parking or cruising on the highway. You can drive with greater confidence knowing that all occupants are solidly protected by a robust RISE body and comprehensive safety measures.

ADVANCED SAFETY

Forward Collision Mitigation system [FCM]

Helps prevent a frontal collision or reduce damage if the collision becomes unavoidable. Responds to vehicles via radar.

Danger of collision



Warning + braking assistance

High danger of collision



Warning + auto braking

Extremely high danger of collision



Warning + strong auto braking

BRAKE! FCM indication on 8 inch color LCD meter

Adaptive Cruise Control [ACC]

Maintains a selected distance between your vehicle and the car ahead via radar to lend driving assistance and enhance driving comfort. It especially reduces driver stress during slow traffic jams on highways.

No vehicle in front



Your selected speed is maintained even if you remove your foot from the accelerator pedal.

Vehicle in front



Your selected distance between vehicles is maintained.

Vehicle in front (slowing/stopping)



When the vehicle in front slows or stops, ACC slows or stops your vehicle.

ACC indication on 8 inch color LCD meter

Blind Spot Warning [BSW] with Lane Change Assist [LCA]

This safety feature uses radar sensors in the rear bumper to detect vehicles in your rear blind spots, on the right and left sides. An indicator appears in the door mirror when the system is active and the turn signals are off. When a vehicle is detected while the turn signal is on, an indicator blinks in the corresponding door mirror and a buzzer sounds. To further enhance safety, the sensing range has been expanded to better detect the danger of collision with other vehicles during lane changes.



Rear Cross Traffic Alert [RCTA]

An indicator appears in the combination meter display when RCTA is active. If radar sensors in the rear bumper detect an approaching vehicle nearby while reverse gear is engaged, a warning message appears in the 8 inch color LCD meter, a buzzer sounds and an indicator blinks in both door mirrors.



RCTA indication on 8 inch color LCD meter



Note:

FCM: The detection and control capabilities of the Forward Collision Mitigation system [FCM] are supplemental only and do not prevent collisions in every situation. Please drive safely and do not rely solely on this system while driving. FCM may not activate in some situations. Please read the owner's manual carefully and be aware of these limitations. Auto braking does not operate against stationary vehicles when the speed of your car is above approx. 30km/h. Since FCM has no function to maintain braking, the brake is released approximately 2 seconds after stopping. To prevent the vehicle from moving thereafter, the driver may have to hold the brake pedal down. In some cases, FCM may not function if the driver takes actions for accident avoidance through steering or acceleration operation.

ACC: The detection and control capabilities of ACC are supplemental only. Please drive safely and never rely solely on these functions while driving. ACC may not activate in some situations. This system may not correctly detect the actual situation depending on the type of vehicle in front and its conditions, the weather conditions, and the road conditions. Additionally, the system may be unable to decelerate sufficiently if the vehicle in front applies the brakes suddenly or another vehicle cuts into your path, so your vehicle approaches the front vehicle. When the car stops, ACC finishes its control and the brake is released approximately 2 seconds after stopping. To prevent the vehicle from moving thereafter, the driver may have to hold the brake pedal down. Please see the owner's manual for additional information.

BSW with LCA: The detection and control capabilities of Blind Spot Warning [BSW] with Lane Change Assist [LCA] are supplemental only and do not warn you of vehicles in blind spots in every situation. Please do not rely solely on this system while driving. BSW may not operate normally in some cases, depending on traffic, weather, road surface conditions and the presence of obstructions. Drivers are fully responsible for their own safe driving. The radar wave graphics are used for illustrative purposes only and do not represent the actual sensor application. Please see the owner's manual for additional information.

RCTA: Do not rely solely on this system, which may not detect all moving vehicles in certain conditions. Drivers are fully responsible for their own safe driving. The radar wave graphics are for illustrative purposes only and do not represent the actual sensor application. Please see the owner's manual for additional information.

Note: Equipment may vary by market. Please consult your local Mitsubishi Motors dealer/distributor for details.

Ultrasonic misacceleration Mitigation System [UMS]

To help prevent collisions while parking, a buzzer sounds and a warning displays if front or rear sensors detect a nearby obstacle. Engine output is also controlled if you suddenly accelerate by accident.



Engine output control activates:

- When driving at very low speeds (not in N or P position)
- When obstacle/vehicle is within a short distance
- When accelerator pedal is pushed hard or abruptly
- When driver is not turning to avoid obstacle/vehicle

Multi Around Monitor

The views from cameras mounted on the front, rear and sides of the vehicle (including a bird's-eye view) can be displayed in various combinations to reveal what is in blind spots and help you park more safely. In addition, front and rear ultrasonic sensors alert the driver with color flashes when the vehicle is near an obstacle.



Rear view + Bird's eye view

Electronic parking brake

The parking brake is easy to operate via a stylish switch. Simply pull the switch up to apply the parking brake or push the switch down to release it. In addition, an auto parking brake function automatically locks or releases the parking brake according to the shift lever position.



Brake Auto Hold

Brake Auto Hold enhances driving comfort and reduces stress by keeping the vehicle stationary even if you release the brake pedal. Stepping on the accelerator will release the brakes.

RISE body

Collision safety performance is significantly enhanced by Mitsubishi Motors' RISE (Reinforced Impact Safety Evolution) body, which efficiently absorbs energy and maintains high cabin integrity in the event of a collision.

Rigid lightweight body

The body is extremely sturdy and lightweight, due to the generous use of high tensile strength steel plates that also contribute to a high level of collision safety.



7 SRS airbags*

In the event of a collision, seven SRS airbags help protect you and your passengers by absorbing the force of impact. The system includes front airbags, front side airbags, curtain airbags (including third-row curtain airbags in the 7-seater) and a driver's knee airbag. *Front airbags are standard. Side, curtain and driver's knee airbags are optional.



Note:

UMS: The detection and control capabilities of the Ultrasonic misacceleration Mitigation System [UMS] are supplemental only and do not prevent misacceleration in every situation. Please drive safely and do not rely solely on this system while driving.

- To prevent the engine output control provided by UMS from causing an impediment during normal driving in rough-road driving conditions, the system automatically deactivates and indicates UMS OFF in the meter cluster when the 4LLC, R/D lock, or HDC setting is ON or the ASTC function is OFF.
- No function completely stops the vehicle via the automatic braking. The vehicle creeps forward even when engine output is regulated.
- The sensing system may not work for netlike and sharp-edged obstructions that do not sufficiently reflect ultrasonic sound.
- UMS does not include a function which keeps the vehicle stationary. The driver is responsible for stopping the vehicle by pressing the brake pedal as required by the driving conditions.
- The ultrasonic sensor wave graphics are for illustrative purposes only and do not represent the actual sensor application.

Brake Auto Hold: This function will not operate when the shift lever is in "P" or "R" position, when electronic parking brake is activated, and when the vehicle is on a steep slope. Do not leave the vehicle when Brake Auto Hold is activated. Do not use Brake Auto Hold on a slippery road surface and when the vehicle is being towed. Please see the owner's manual for additional information.

Airbags are part of a Supplemental Restraint System [SRS]. To decrease the risk of injury from a deploying airbag, always wear your seatbelt, sit upright in the middle of the seat and do not lean against the door. Always place children 12 and under in the rear seat and use appropriate child restraints. Never place a rear-facing infant restraint in the front seat. Please see the owner's manual and the instructions provided with your child restraint for additional information.



GLS with optional equipment: White Diamond (W93)

MORE TOUGH



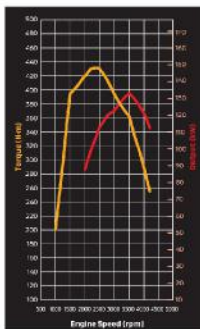
GLS with optional equipment / Sterling Silver Metallic (U25)

DYNAMIC POWER

Remarkable fuel economy. Extremely low CO₂ emissions. An exceptionally lightweight 2.4-liter turbo diesel engine produces all the power and efficiency you need, courtesy of class-leading advanced features including an aluminum cylinder block and precision common rail direct injection system.

2.4-liter MIVEC Direct Injection Diesel

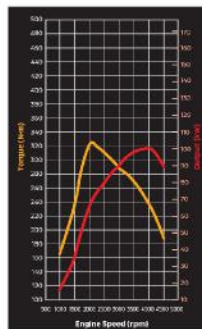
Quiet, powerful and fuel efficient, this lightweight diesel engine delivers an rpm range for a highly satisfying response during everyday driving.



2.4-liter MIVEC intercooled turbocharged DI-D (133kW/3500rpm)

2.5-liter Direct Injection Diesel

With its generous displacement and intercooled turbocharger, this directly injected diesel engine (with 5M/T or 5A/T) reliably generates more than ample power on demand.

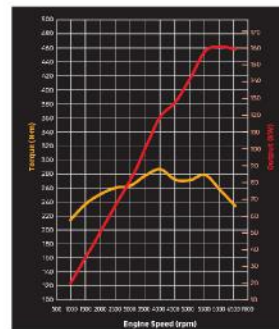


2.5-liter intercooled turbocharged DI-D (100kW/4000rpm)

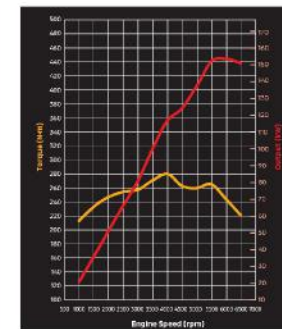


3.0-liter V6 MIVEC

Tough and powerful, the high-displacement V6 engine supplies strong acceleration even when carrying heavy loads or traveling up mountain roads.



3.0-liter V6 MIVEC (Euro2/4 161kW/6000rpm)



3.0-liter V6 MIVEC (Euro5 154kW/6000rpm)



8-speed automatic transmission

To enjoy a smoother, more luxurious ride and improved fuel efficiency, choose the 8-speed automatic transmission – the first from Mitsubishi Motors.



Paddle shifters

Sporty paddle shifters let you shift gears with a press, without removing your hand from the steering wheel.



6-speed manual transmission

For a feeling of total control that many enthusiasts demand, choose the 6-speed manual transmission with wide gear ratio and highly efficient clutch operation.

**SUPER SELECT
4WD-II**
C/D LOCK
2H
For normal road conditions

**SUPER SELECT
4WD-II**
C/D LOCK
4H
For rough roads and hazardous conditions

**SUPER SELECT
4WD-II**
C/D LOCK
4HLC
For rugged terrain with low-grip surfaces

**SUPER SELECT
4WD-II**
C/D LOCK
4LLc
For rocks, mud, sand, deep snow, etc.



ALL-TERRAIN CONFIDENCE

Built for maximum stability and traction, the rugged frame and aerodynamically contoured body contribute to solid handling and stable highway performance. Reliable 4WD traction combines with an advanced suspension to keep you in touch with surface conditions so you stay in firm control.

SUPER SELECT 4WD-II



Using the drive mode selector dial, you can switch between 2WD (2H) and 4WD (4H, 4HLC, 4LLc). When the going gets rough, lock the center differential by entering the 4HLC setting for rugged terrain or the 4LLc setting for inclines, mud and snow.

Note: Super Select 4WD-II lets you shift between 2H, 4H and 4HLC modes at speeds up to 100km/h. Vehicle must be stopped when switching between 4HLC and 4LLc. Please see the owner's manual for additional information.

OFF ROAD MODE



OFF ROAD MODE


Improve traction when driving off road by entering the GRAVEL, MUD/SNOW, SAND or ROCK* setting. Simply press the OFF ROAD MODE selector until the appropriate mode appears in the multi-information display and 8 inch color LCD meter. Engine output, transmission settings and braking adjust accordingly to optimize performance.

Note: OFF ROAD MODE is only available in the 4HLC and 4LLc settings.
*The ROCK setting is only available in the 4LLc setting.

Hill Descent Control [HDC]

Pressing the HDC mode selector activates the HDC, which automatically applies the brakes to maintain your current speed when traveling downhill. This lets you concentrate on steering and travel downhill with greater safety without having to manually apply the brakes. HDC can be activated at 2 - 20km/h.

Note: Hill Descent Control (HDC) is not a substitute for safe driving. Never rely solely on this function while driving on steep roads. When driving on slippery roads such as muddy, icy or unpaved road, your vehicle will not allow you to stay at a certain low speed, which may lead to a serious accident. Please see the owner's manual for additional information.



Rear differential lock

Locking the rear differential minimizes differences in rotation between the rear wheels to ensure robust traction even on sand, mud and rocky surfaces.

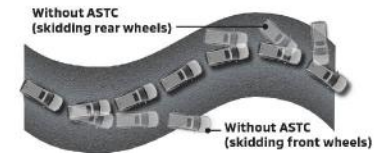
Note: Rear differential lock is available when switching between 4HLC and 4LLc modes. Vehicle must be stopped in rear differential lock switching.



Active Stability and Traction Control [ASTC]

Active Stability & Traction Control independently regulates braking force to the wheels during cornering to help maintain excellent vehicle stability when needed. It also optimizes traction to prevent loss of torque whenever wheel spin is detected by controlling engine output and applying brake force to the spinning wheels.

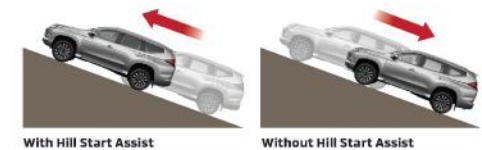
Note: The control capabilities of ASTC are supplemental only. Please drive safely and never rely solely on these functions while driving. Be sure to use the same specified type and size of tires on all 4 wheels. Do not install any aftermarket limited slip differential on your vehicle. Please see the owner's manual for additional information.



Hill Start Assist [HSA]

When starting on a steep slope, HSA helps prevent you from rolling backwards while you release the brake by maintaining the braking force for up to two seconds until the accelerator is applied.

Note: Hill Start Assist (HSA) is not a substitute for safe driving. Never rely solely on this function while driving on steep roads. Your vehicle may move backwards if the brake pedal is heavily loaded, or if the road is very steep or slippery. This function is not designed to keep the vehicle stopped in place on uphill slopes for more than 2 seconds. Do not rely on this function to maintain a stopped position as an alternative to depressing the brake pedal. Please see the owner's manual for additional information.





ROBUST MANEUVERABILITY

Designed to climb up, over, around and through the toughest terrain, the outstanding 4WD performance and high obstacle clearances make challenges of all shapes and sizes easy.

GLS with optional equipment / Jet Black Mlca (X37)

All-terrain confidence

Because challenges come in all shapes and sizes, this model is designed to climb up, over, around and through the toughest terrain.



^{*1} 30° approach angle is only applicable to models without optional accessories
^{*2} 24.6° departure angle when 265/70R16 tires are mounted

Class-leading 5.6m turning radius

The turning radius is surprisingly small for a vehicle of this size, making it especially easy to park and maneuver.



5.6 meters





Wide 2DIN AM/FM DVD display audio

Enjoy movies on the high-res 6.1-inch WVGA display and music from your audio player via USB, HDMI or AUX port. Or display views from the rear view camera.



Wide 2DIN AM/FM CD display audio

Controlling the audio system is easy on the 6.1-inch QVGA touch-panel display, which can also display the views from the rear view camera.



AC power outlet and USB port for charging

An AC power outlet and USB power supply on the rear panel of the console allow 2nd-row passengers to connect electronic devices up to 150W.

Note: The maximum voltage and plug type may vary depending on market.



Cargo space

1 Third-row seatbacks folded down



2 Second and third-row seatbacks folded down



Rear entertainment system



Dual-zone automatic climate control

The powerful air conditioner provides separate temperature settings for the driver and front passenger.

The system also includes nanoe™* technology, producing fine particle ions wrapped in atomized water that's gentle to the skin and hair. In addition to purifying the cabin air, everyone on board can enjoy a beauty treatment at the same time.

* "nanoe" and the "nanoe" mark are trademarks of Panasonic Corporation.



Powerful front and rear air flow

The air conditioning system now provides significantly more powerful cooling with top-class air flow that keeps all passengers comfortable even in the hottest weather.



Soft-padded front console garnish and console lower tray

The stylish double-stitched front console garnish is formed with soft padding for extra knee space to enhance driving comfort. A handy front tray for storing items such as a smartphone or mini tissue box, and an under tray for small items are also included for convenience.



265/60R18 tire with 18-inch alloy wheel (two tone)



265/60R18 tire with 18-inch alloy wheel



265/70R16 tire with 16-inch alloy wheel



Roof spoiler

The roof spoiler further enhances the dynamic look and feel.



Shark fin antenna

EXTERIOR COLORS



White Diamond (W85) **NEW**



Graphite Gray Metallic (U28) **NEW**



Sterling Silver Metallic (U25)



Jet Black Mica (X37)



Deep Bronze Metallic (C17)



Deep Blue Mica (T64)



Medium Red Mica (P17)

SEAT MATERIALS AND COLORS



High quality fabric
(Water-resistant, Black)



High quality fabric
(Water-resistant, Beige)



Leather
(Black)



Leather
(Beige)

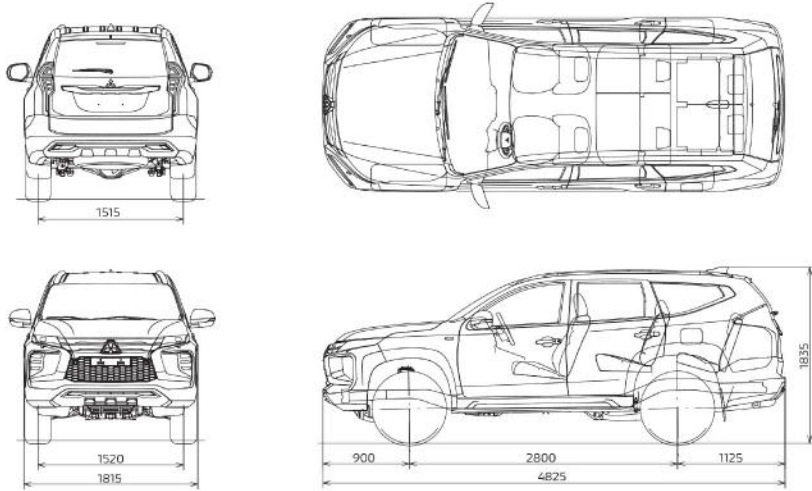
EXTERIOR AND INTERIOR COLOR COMBINATIONS

■ Standard □ Optional

Model		LHD	
		GLX	GLS
Grade			
Seat materials and colors	High quality fabric (Black/Beige)	■	■
	Leather (Black/Beige)	□	□
Exterior colors	White Diamond W85	■	■
	Graphite Gray Metallic U28	■	■
	Sterling Silver Metallic U25	■	■
	Jet Black Mica X37	■	■
	Deep Bronze Metallic C17	■	■
	Deep Blue Mica T64	■	■
	Medium Red Mica P17	■	■

Note: Genuine leather is used for base and backrest of driver, front passenger and 2nd row outer seats. All other seat materials are synthetic leather.
Note: Colors shown may differ slightly from actual colors due to printing process. Please consult your local Mitsubishi Motors dealer/distributor for actual colors.

DIMENSIONAL VIEWS



All measurements in millimeters

BODYKIT



FRONT AIR DAM



SIDE STEP GARNISH



REAR AIR DAM



TAILGATE SPOILER



ENGINE HOOD EMBLEM



PAJERO SPORT



ADVANCE
EDITION

TECHNICAL SPECIFICATIONS

Model		2WD	4WD
Drive system		GLX	GLS
Grade		GLX	GLS
Dimensions and weights			
Overall length	mm	4,825	4,825
Overall width	mm	1,815	1,815
Overall height	No roof rail + No fin antenna	mm	1,800
	With roof rail + No fin antenna	mm	1,805
	With roof rail + With fin antenna	mm	1,835
Wheelbase	mm	2,800	2,800
Track	Front	mm	1,520
	Rear	mm	1,515
Overhang	Front	mm	900
	Rear	mm	1,125
Min. ground clearance	mm	218	218
Curb weight (7-seater)	kg	1,915	2,040
Gross vehicle weight	kg	2,600	2,775
Seating capacity	persons	7	7
Performance			
Max. speed*	km/h	166	180
Climbing ability	tanθ	-	1
Min. turning radius	m	5.6	5.6
Approach angle	degrees	30.0	30.0
Ramp break-over angle	degrees	23.1	23.1
Departure angle	degrees	24.6	24.2
Engine			
Engine Type (Code)		2.5L Intercooled Turbo Charged Direct Injection Diesel	2.4L MIVEC Intercooled Turbo Charged Direct Injection Diesel (High Power)
Fuel type/Octane		Diesel	Diesel
Displacement	cc	2,477	2,442
Bore and stroke	mm	91.1 x 95.0	86.0 x 105.1
Compression ratio		17.0	15.5
Emission level		Euro2	Euro2
Max. output (EEC net)	kW/rpm	100/4,000	133/3,500

* Measured by MITSUBISHI MOTORS CORPORATION.

Note: These specifications are subject to change without notice. Please consult your local Mitsubishi Motors dealer/distributor for detailed specifications.

Note: Hazardous driving may cause serious injury or vehicle damage. Please drive safely at all times.

Model		2WD	4WD
Drive system		GLX	GLS
Grade		GLX	GLS
Max. torque (EEC net)		N-m/rpm	
		324/2,000	430/2,500
Electrical			
Battery		80D26L (Op: 95D31L)	95D31L
Fuel systems			
Fuel supply system		Electronic fuel injection (common rail)	Electronic fuel injection (common rail)
Fuel tank capacity		liters	
		68	68
Transmission			
Type mode		5-Speed Auto with Sport mode	8-Speed Auto with Sport mode
Clutch		Torque converter	Torque converter
Gear ratio	1st	3.520	4.845
	2nd	2.042	2.840
	3rd	1.400	1.863
	4th	1.000	1.436
	5th	0.716	1.216
	6th	-	1.000
	7th	-	0.815
	8th	-	0.672
	Reverse	3.224	3.825
Transfer gear ratio	High	-	1.000
	Low	-	2.566
Final gear ratio		3.917	3.692
Steering			
Type		Rack and pinion with power steering	Rack and pinion with power steering
Suspensions			
Front		Independent double wishbone, coil springs with stabilizer bar	Independent double wishbone, coil springs with stabilizer bar
Rear		3-link coil springs with stabilizer bar	3-link coil springs with stabilizer bar
Brakes			
Brake system	Front	Ventilated disc brakes (1POT, Diameter 294mm)	Ventilated disc brakes (2POT, Diameter 320mm)
	Rear	Drum brakes (Op: ventilated disc brakes)	Ventilated disc brakes
Tires and wheels			
Tires		265/70R16 112S	265/60R18 110H
Wheels		16X7.0J alloy wheels	18X7.5J alloy wheels
Safety			
ASEAN NCAP 4 Star		✓	-
ASEAN NCAP 5 Star		-	✓
SRS Airbag		2	7
Brake Override System		✓	✓
Immobilizer		✓	✓
Rear Warning Sensor		✓	✓
Multi-around Monitor		-	✓
Rear Camera		-	✓
Off Road Mode		-	✓
Hill Decent Control		-	✓
Trailer Stability Assist		-	✓
Brake Assist System		-	✓
Active Stability & Traction Control		-	✓



**MITSUBISHI
MOTORS**

Drive your Ambition

NOTES



GHK MOTORS SDN BHD

Your Support, Our Success

Komplek Perindustrian Beribi II, Km 7, Jalan Gadong, P. O. Box 1031, BSB
BS8672 Brunei Darussalam ·Tel nos: 2423423, 2420882, 2446188 ·Fax no: 2426295
KB Branch: MJR Shop Units 1, 2, & 3, Jalan Jaya Negara, Kuala Belait,
Brunei Darussalam ·Tel nos: 3336372, 3336373, 3335740 ·Fax no: 3335720
·Email: ghkmotors@ghkmotors.com ·Website: www.ghkmotors.com



Facebook
Mitsubishi Motors GHK



Instagram
@mitsubishimotors_brunei