

# DESTINATOR





# Meet the MITSUBISHI DESTINATOR – Where Grand Destinations Await

Life's journey may be defined by moments of true luxury and comfort, where unforgettable experiences are shared with those who matter most. Enter the DESTINATOR – the all-new 7-seater family SUV, crafted to indulge you and your family with premium style, plush comfort and sophisticated features, ensuring every drive is as grand as the destination itself.



## 5 Drive Modes



NORMAL



WET



GRAVEL



TARMAC



MUD

### Stand Out and Above

With exceptional class-leading minimum ground clearance of 214 millimetres along with finely tuned approach, ramp break-over and departure angles, the DESTINATOR effortlessly navigates tough terrain with remarkable ease and precision.







## Elevate "Life" in Lifestyle

Embrace a new lifestyle with roomy comfort that lets you take the high road in style and verve. Enjoy the freedom of spacious 7-seat accommodations that feel like a chic getaway resort, paired with versatile row configurations that transform every journey into a stylish adventure you may never want to end.



Note: Image shows cargo area with 3rd-row seats folded.

### Make Space for More

Fold down the 2nd and 3rd-row seats to unlock massive cargo capacity that's perfect for everything from big plans to everyday hauls.



Note: Image shown is one example.

### Flexibility That Fits Your Life

With versatile seat configurations, you can easily shift between passengers and cargo.



# Smart Space. Pure Gravitas.

Take your seats and experience intuitive navigation, engaging entertainment and seamless convenience crafted for your style of journey.



12.3-inch Smartphone-link  
Display Audio [SDA]  
& 8-inch Digital Driver Display

A sleek, integrated panel that shows  
vehicle info and entertainment clearly  
and intuitively.



Panoramic Sunroof



Dual-Zone Automatic Air Conditioning



Console Tray with Wireless Charger



Console Side Pocket



Seatback Table





# Confidence in Every Direction

## FEATURES



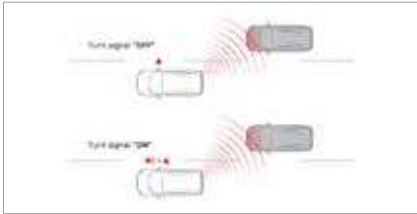
**1.5-litre MIVEC Turbo Engine**  
Delivers strong torque and quick response with a water-cooled intercooler.



**Well-Tuned Suspension**  
Engineered for larger wheels and a wider body, the suspension delivers stable handling and smooth ride comfort on any road.



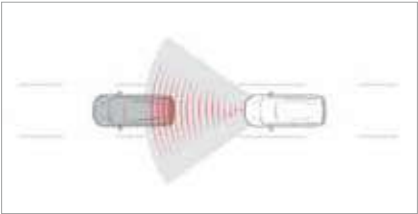
**Continuously Variable Transmission (CVT)**  
Delivers smooth and responsive power with finely tuned control for all road surfaces.



**Blind Spot Warning [BSW]**  
Warns when a vehicle is in your blind spot, helping make lane changes safer.



**Rear Cross Traffic Alert [RCTA]**  
Helps detect and alert you to vehicles approaching from the side when reversing.



**Adaptive Cruise Control [ACC]**  
Helps maintain a set speed and distance from the car in front – even in stop-and-go traffic.



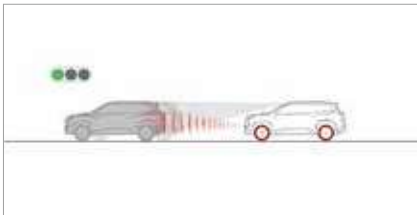
**T-shaped LED Lights (Front/Rear)**  
Combines DRL, position, and turn signals in one bold design. Improves visibility, enhances safety, and gives the vehicle a wide, modern look.



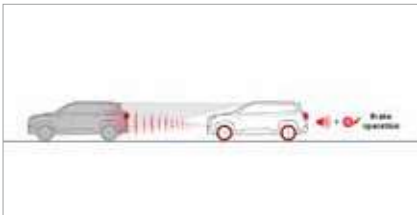
**Side Door Garnish**  
Adds a sleek accent along the lower door, enhancing the vehicle's bold stance and overall profile.




**18-inch Alloy Wheels**  
Bold 18-inch alloys blend style and performance, adding a wide, planted look that enhances overall confidence.



**Leading Car Departure Notification [LCDN]**  
Alerts you when the vehicle ahead starts moving, so you can react without delay.



**Forward Collision Mitigation System [FCM]**  
Helps detect vehicles and pedestrians ahead and can apply the brakes to reduce or avoid impact.



**Multi Around Monitor [MAM]**  
Gives a real-time bird's-eye view using four cameras to support safer parking. Alerts highlight pedestrians in your surroundings.



**Dynamic Sound Yamaha Premium**  
Developed with Yamaha, this premium system transforms the cabin with rich, live-performance quality sound for a more exciting and comfortable drive.



**Multi-Colour Ambient Lighting**  
Customisable ambient lighting in five locations enhances the cabin's spacious feel and sets the perfect mood for every journey.



**Hands-Free Power Tailgate**  
Open or close the tailgate with a simple foot motion. A memory height function and anti-pinch safety system add everyday convenience.

BSW: The detection and control capabilities of the Blind Spot Warning system [BSW] are supplemental only and do not warn you of vehicles in blind spots in every situation. Please do not rely solely on this system whilst driving. BSW may not operate normally in some cases, depending on traffic, weather, road surface conditions and the presence of obstructions.  
RCTA: Do not rely solely on Rear Cross Traffic Alert [RCTA], which may not detect all moving vehicles in certain conditions.  
ACC: The detection and control capabilities of Adaptive Cruise Control [ACC] are supplemental only. ACC may not be activated in some situations. This system may not correctly detect the actual situation depending on the type of vehicle in front and its conditions, the weather conditions, and the road conditions. Additionally, the system may be unable to decelerate sufficiently if the vehicle in front applies the brakes suddenly or another vehicle cuts into your path, so your vehicle approaches the front vehicle.  
LCDN: LCDN may not operate properly depending on the object, traffic, weather, and road conditions. This system is designed to ensure safe driving for drivers, and aims to reduce the burden of driving operations. Since the detection of the system is limited, do not rely on this system for operation, and please always try to drive safely.  
AHB: This system activates at a speed of approx. 40 km/h or more and deactivates at approx. 30 km/h.  
FCM: The detection and control capabilities of Forward Collision Mitigation system [FCM] are supplemental only and do not prevent collisions in every situation. FCM may not detect vehicles in some situations. Auto braking is activated for a car ahead when your vehicle is travelling at approx. 10 km/h to 80 km/h. Since FCM has no function to maintain braking, the brake is released approximately 2 seconds after stopping. To prevent the vehicle from rolling thereafter, the driver may have to hold the brake pedal down. In some cases, FCM may not function if the driver takes actions for accident avoidance through steering or acceleration operation.  
MAM: The Multi Around Monitor [MAM] is a driver aid only. The system's view is limited and may not show all obstacles or conditions. Always check surroundings visually before moving the vehicle.

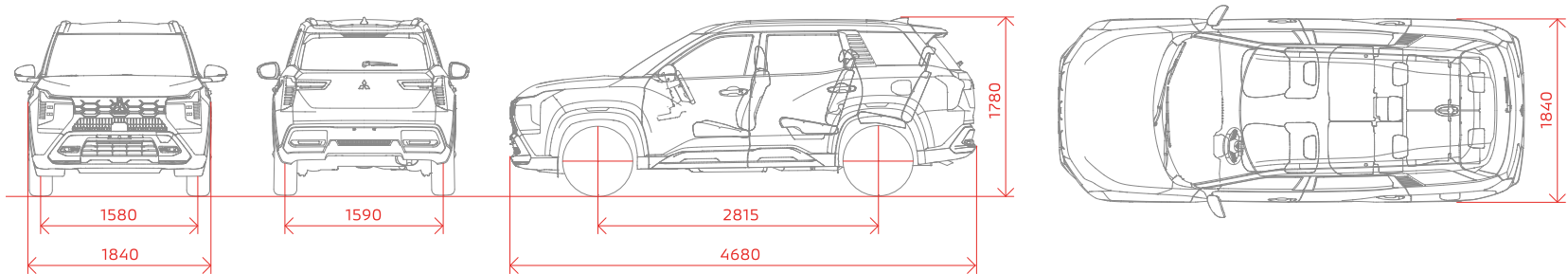


EXTERIOR



DESTINATOR SPECIFICATION		
DIMENSION & WEIGHT		
Overall Length	mm	4680
Overall Width	mm	1840
Overall Height	mm	1780
Ground Clearance	mm	214
Seating Capacity		7
ENGINE		
Engine Type		4B40 1.5L Turbo – DOHC 16 Valve
Displacement	cc	1499
Maximum Power	kW (PS)/rpm	120 (163) / 5000
Maximum Torque	Nm/rpm	250 / 2500-4000
Fuel Tank Capacity	Litre	45
PERFORMANCE		
Transmission		CVT
Drive Mode Selector		✓
Minimum Turning Radius		5.4 m
Suspension	Front	MacPherson Strut
	Rear	Torsion Beam
Brake	Front	Ventilated Disc
	Rear	Ventilated Disc
EXTERIOR		
Wheel & Tire		Two-tone Alloy Wheel 225/55 R18
Front Headlamp		LED
Daytime Running Light		
Fog Lamp		
INTERIOR		
Digital Meter Cluster		8-Inch Digital Driver Display
USB Port		Type A & Type C (All Rows)
Seat Material		Synthetic Leather Seat with Anti-temperature Rise Function
Air Conditioner		Dual Zone Automatic with Digital Display
Parking Brake Type		Electronic Parking Brake with Autohold
Smartphone Link	Display Size	12.3-Inch
Display Audio	Android Auto & Apple CarPlay	✓
Panoramic Sunroof		✓
Ambient Lights		Multicolor (64 shades)
Hands Free Electric Power Tailgate		✓
Power Seat Adjuster		✓
Dynamic Sound YAMAHA Premium (8 Speakers)		✓
SAFETY & SECURITY		
Forward Collision Mitigation system (FCM)		✓
Adaptive Cruise Control		✓
Blind Spot Warning (BSW) with Lane Change Assist (LCA)		✓
Automatic High Beam (AHB)		✓
Rear Cross Traffic Alert (RCTA)		✓
Automatic Head Light & Front Rain Sensor Wiper		✓
Multi Around Monitor		✓
Active Yaw Control (AYC)		✓
6 SRS Airbags		✓
Immobilizer		✓
Keyless Operation System		✓
5 Star Asean NCAP		✓

DIMENSIONAL VIEWS



All measurements in millimetres

COLOR OPTION

D34 - Lunar Blue Mica (NEW)



P26 - Red Metallic



U33 - Blade Silver Metallic



X37 - Black Mica




U28 - Graphite Gray Metallic



W81 - Quartz White Pearl







**MITSUBISHI  
MOTORS**

**Drive your Ambition**

